

GYNAECOLOGICAL WORKPLACE GRACIA®



reddot design award
winner 2011



BORCAD®

COMFORT
FOR LIFE

GYNAECOLOGICAL WORKPLACE GRACIE

The gynaecological workplace GRACIE creates an attractive environment for both the doctor and the patient while focusing on ergonomics and efficiency of examination.



reddot design award
winner 2011



HDMI



3



- ① FULL HD Video colposcope
- ② FULL HD LCD (1080i)
- ③ Wireless transfer of photos and videos into the doctor's PC
- ④ Connection of the chair with ultrasound machine
- ⑤ Wireless foot controller
- ⑥ Broad selection of colour designs
- ⑦ Reduction of spatial demands by 40 %
- ⑧ Instrument trolley



VIDEO COLPOSCOPE

Integration of a FULL HD video colposcope into the chair reduces demands on space and increases examination efficiency at the same time.

FULL HD
1080



Practical functions:

- Automatic / manual focusing
- 20x optical zoom
- FULL HD resolution
- Freeze image
- Capturing photos and videos
- Wireless transfer of photos and videos into PC
- Green filter
- 3 intensities of LED illumination
- Polarizing filter

Parking position of the video colposcope is located under the heated seat and does not reach outside the floor plan of the chair so it does not get in way during work.



The polarizing filter eliminates unpleasant glare during examination.



The FULL HD video colposcope provides high details for precise diagnostics.



The green filter enhances red colour of the capillaries while eliminating the interfering perception of the surrounding tissue.

LCD SCREEN

Wide FULL HD screen enables viewing major details.

Height and adjustment of the screen allows for proper ergonomics during use.

Possibility of attachment to either left or right side of the chair.

Practical functions:

- Automatic detection of input signal
- Tilting of the screen towards the patient
- Tilting of the screen towards the doctor
- Easy control



VIDEO COLPOSCOPE BASIC TECHNICAL DATA

Working distance	240 – 330 mm
Depth of focus	10 mm
Resolution of photos and videos	1920x1080 px
Data transfer	WLAN, LAN

LCD SCREEN BASIC TECHNICAL DATA

Horizontal adjustment of the screen	-55°/+55°
Tilting angle of the screen	0°/+15°
LCD screen size	21"
Resolution	1920x1080 px

WIRELESS SOLUTION

The gynaecological workplace GRACIE enables wireless connection to your computer.

The main benefits are:

- Simple, comfortable and quick use
- Possibility of connection to the existing network in your workplace
- Higher safety, no more cables
- It does not require installation into your computer
- Photos and videos are stored in the memory of the chair



PD Dr. Matthias Scheier
Fetal medicine, Feldkirch, Austria

The gynaecological chair GRACIE combines modern design with high functionality. Most of all, I appreciate the successful integration of a video colposcope without any additional spatial demands and the possibility of transferring images from the colposcope via WLAN. And if needed, the chair can be instantaneously turned into a bed.



INSTRUMENT TROLLEY

The instrument trolley saves space in the office and provides the doctor with maximum comfort during work.

Practical functions:

- Heating of vaginal specula
- Baskets for waste and used specula
- Ergonomic placement of instruments
- Breakable front castors



Two front baskets



Practical slide for used specula



The possibility of heating instruments before examination increases comfort of the client.



Rear basket for used specula can be filled with disinfectant solution.

BASIC TECHNICAL DATA

Width	520 mm
Length	600 mm
Height	1 125 mm
Weight	47 kg
Volume of the waste baskets	18/13 l
Volume of the rear basket for used specula	18 l
Volume of the upper vessel for specula	13 l

COMPLEX SOLUTION

The gynaecological chair GRACIE combines the advantages of a chair and a bed in one device.



Access position

Very low access position suitable also for less mobile patients without the need of additional access steps.



Examination position

The range of adjustment of examination positions ensures the doctor comfort during work.

EASE OF OPERATION

Unambiguous controls save time and increase certainty of the doctor during examination.

Unique design of the rest area allows optimum and natural setting of the position of pelvis for internal examination without the need of setting up the seat part.



-30%

Gracie is up to 30 % faster than other gynaecological chairs.



Fixed foot controller

Is used for adjustment of the examination position according to individual proportions of the patient.



Wireless foot controller

Mobile wireless controller for the adjustment of the access, ultrasound and examination positions with a range of 10 metres.



Hand controller

Possibility saving positions into the memory (access, examination and ultrasound position) for three doctors - this makes 9 memory positions in total.



Video colposcope examination

The integrated video colposcope reduces spatial demands and increases efficiency of the examination.



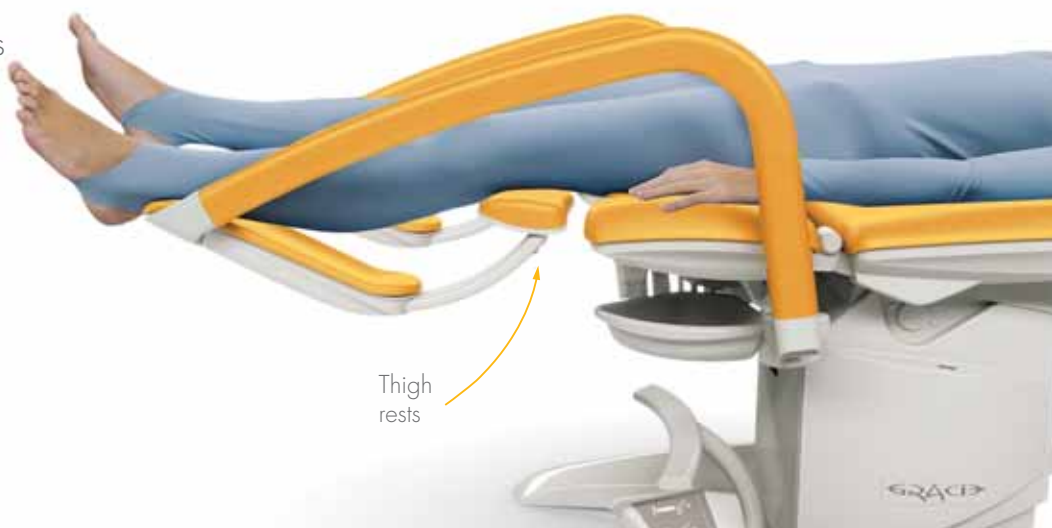
Ultrasound position

The possibility to move the chair into the ultrasound position saves the doctor time, shortens the examination time and reduces spatial demands in the office.

FOOT RESTS

Electric adjustment of the foot rests facilitates the doctor's work and makes the patient's stay on the chair more pleasant.

They also serve as a support for the patient's legs when lying in horizontal position.



Thigh
rests



The foot rests can be removed for easier handling of an immobile patient.



Synchronous connection of the rests allows easy horizontal adjustment with just one hand.

HYGIENE WITHOUT COMPROMISES

The gynaecological chair GRACIE is equipped with a telescopic castor intended for moving the chair around the office.

This original BORCAD solution allows extremely easy handling of the chair.

Main advantages:

- Antibacterial artificial leather
- Seamless upholstery
- PVC covers of selected parts of the chair
- Compact and closed surfaces
- Removable upholstery



Removable upholstery



Seamless upholstery



PVC cover



Every chair is equipped with an integrated paper roll.

SAFETY

Elimination of cutting points increases safety of the doctor during work and of the patient during examination.

Wireless control of the chair and wireless transfer of photos and videos into a PC solves the problem of obtrusive cables on the office floor.

Main advantages:

- Sturdy design
- Trendelenburg
- Safety collision sensor
- Battery charge indicator
- Wireless foot controller
- STOP function
- Backup battery with charge indicator



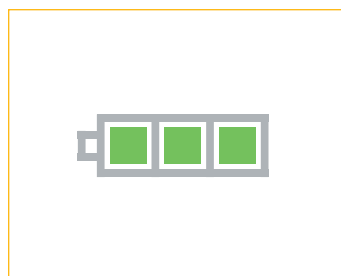
Intuitive stopping of the chair by any button speeds actions during critical moments.



The safety sensor stops the movement of the chair when the chair is deflected.



The safety sensor stops the chair if it collides with the video colposcope.



Battery charge indicator.



Trendelenburg

COLOUR DESIGNS



A - Violet	J - Night blue
B - Brilliant blue	K - Marble white
C - Bright red	L - Lavender
E - Copper green	P - Orange
F - Ocean green	O - Black*
G - Cloudy grey	T - Pink*
H - Pearl white	D3 - Pastel orange

* for an additional charge

STANDARD EQUIPMENT

	GKB-AX Standard version	GKB-CX Video colposcope version	GKB-GX FULL HD Video colposcope version
Foot rests (standard / Goepel)	*	*	*
Fixed foot controller	*	*	*
Mobile wireless controller	*	*	*
Hand controller	*	*	*
Castor	*	*	*
PVC underseat cover	*	*	*
PVC foot rest cover	*	*	*
3 memory functions for 3 doctors	*	*	*
Paper roll holder	*	*	*
Rotary plastic bowl	*	*	*
Antibacterial artificial leather	*	*	*
Seamless upholstery	*	*	*
Selection of colour designs	*	*	*
Equipotential coupling	*	*	*
One button Trendelenburg	*	*	*
Network cable according to your selection	*	*	*
Backup battery with charge indicator	*	*	*
Indication of improper fitting of the chair into place	*	*	*
Transport packaging	*	*	*
17" LCD screen		*	
21" FULL HD LCD screen			*
Integrated video colposcope		*	
Integrated FULL HD video colposcope			*
Video colposcope LED illumination		*	*
Three light intensities of the video colposcope			*
Integrated polarizing filter		*	*
WLAN/LAN connection of the chair to a PC		*	*
HDMI IN/OUT			*
VGA IN		*	*
VGA cable		*	
Ethernet cable		*	*

TECHNICAL PARAMETERS

HEIGHT ADJUSTMENT

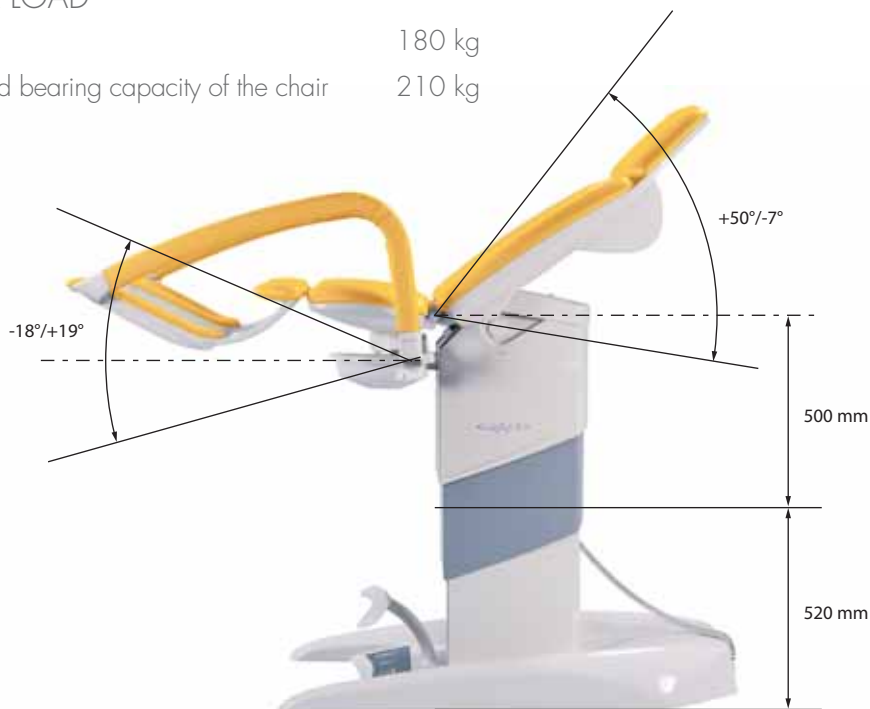
Access height (seat)	520 mm
Max. height (seat)	1 150 mm

DIMENSIONS

Chair width – seat	630 mm
Chair width – total	760 mm
Chair length – max.	1 780 mm

MAXIMUM LOAD

Patient load	180 kg
Maximum load bearing capacity of the chair	210 kg




ELECTRICAL PARAMETERS

Voltage	100–230 V
Frequency	50/60 Hz
Applied parts type	CF
Protection class	I
Degree of protection	IP X4

POWER ADJUSTMENT

Back section positioning angle	$-7^{\circ}/+50^{\circ}$
Foot rest height adjustment angle	$-18^{\circ}/+19^{\circ}$
Seat section positioning angle	$+5^{\circ}/+10^{\circ}$



ACCESSORIES



GKB-021 Doctor's foot support



GKB-060.19 Spare mobile wireless foot controller (max. 4 pcs)



ZP-25.X Fixation strap (pair)



GKB-041 Eurolath, stainless steel, left*




GKB-117 Eurolath, stainless steel, back section, left*



GKB-205.X Foot rests without a lamp - L/R divisible version



GKB-201.X Standard foot rests



GKB-207.X Goepel type leg rests



GKB-141 S-video output for external display device, left*




GKB-230 Socket terminal



Optical colposcope holder*



GKB-055 Instrument bowl, large, stainless*



GKB-097 Large bowl with attachment, stainless



GKB-054 Instrument bowl, plastic



GKB-168.X Heating of the seat part



GKB-115.X Leg plate

* left and right versions can be selected



GKB-116 External paper roll holder



GKB-092.X Bolster, flat



GKB-093.X Bolster, semicircular



GKB-098 PVC cover of foot support (pair)



GKB-077 PVC underseat cover




GKB-163 PVC cover of the seat part



GKB-111 PVC cover of the head section



GKB-112 PVC cover of the semicircular bolster



GKB-076 Doctor's chair - ergonomic, adjustable with one's leg



ZK-05.X Doctor's chair, height adjustable, with manual locking



GKB-075 Doctor's chair - ergonomic, height adjustable, with manual locking



The chair was designed by Jiří Španihel

The name of the chair was inspired by Greek mythology, by combining the characteristics of three sisters into one. The gynaecological workplace GRACIE brings you complexity, dynamics and design in one whole.





BORCAD cz s. r. o.
Fryčovice 673
739 45
Czech Republic

tel.: + 420 558 640 631
fax: + 420 558 668 087

borcad@borcad.cz
www.borcad.cz
www.gracie.eu



The product is in compliance with European standards
EN 60601-1 and EN 60601-2.



3/2016 - BORCAD reserves the right to modify technical specifications of its products without prior notice.

BORCAD®

COMFORT
FOR LIFE